

# 2015 Transportation Technology Deployment Report:

Virginia Clean Cities

Expanded Edition

March 2016



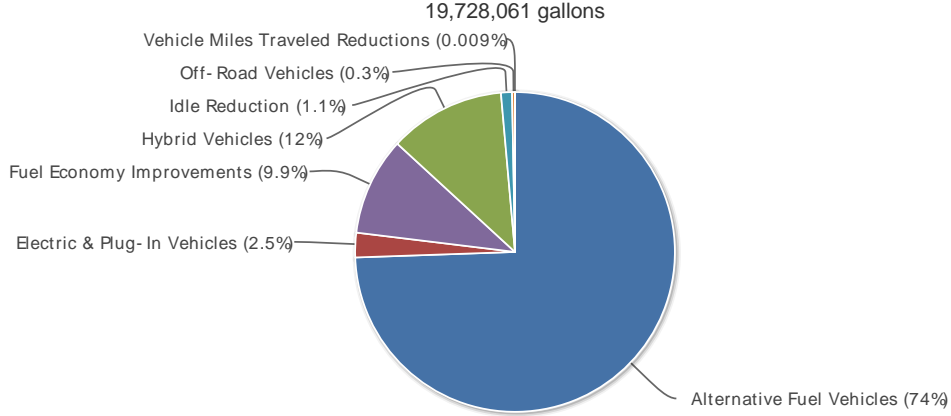
U.S. Department of Energy

The U.S. Department of Energy's (DOE) Clean Cities program advances the nation's economic, environmental, and energy security by supporting local actions to reduce petroleum use in transportation. A national network of nearly 100 Clean Cities coalitions brings together stakeholders in the public and private sectors to deploy alternative and renewable fuels, idle-reduction measures, fuel economy improvements, and new transportation technologies, as they emerge.

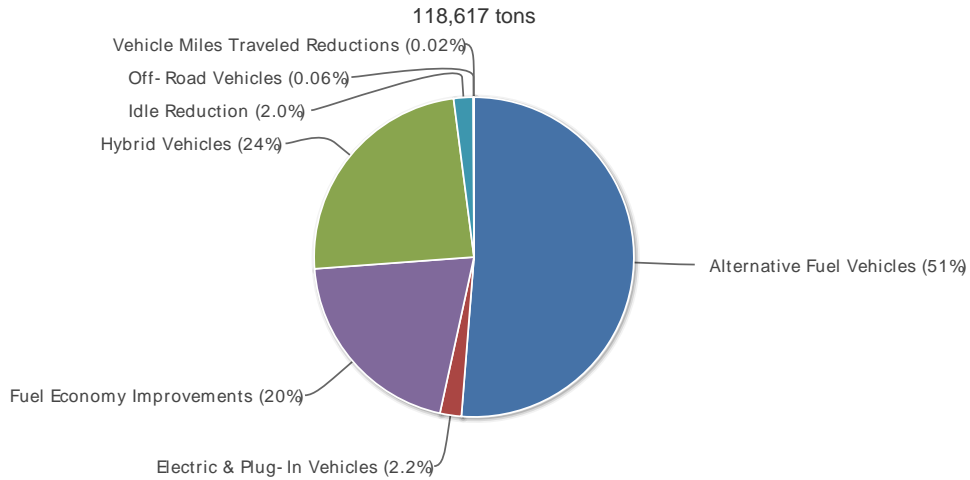
Every year, each Clean Cities coalition submits to DOE an annual report of its activities and accomplishments for the previous calendar year. Coalition coordinators, who lead the local coalitions, provide information and data via an online database managed by the National Renewable Energy Laboratory (NREL). The data characterize membership, funding, projects, and activities of the coalitions. The coordinators also submit data on the sales of alternative fuels, deployment of alternative fuel vehicles and hybrid electric vehicles, idle-reduction initiatives, fuel economy activities, and programs to reduce vehicle miles traveled. NREL and DOE analyze the data and translate them into petroleum-use and greenhouse gas reduction impacts for individual coalitions and the program as a whole. This report summarizes those impacts for Virginia Clean Cities.

To view aggregated data for all local coalitions that participate in the Clean Cities program, visit [www.eere.energy.gov/cleancities/accomplishments.html](http://www.eere.energy.gov/cleancities/accomplishments.html).

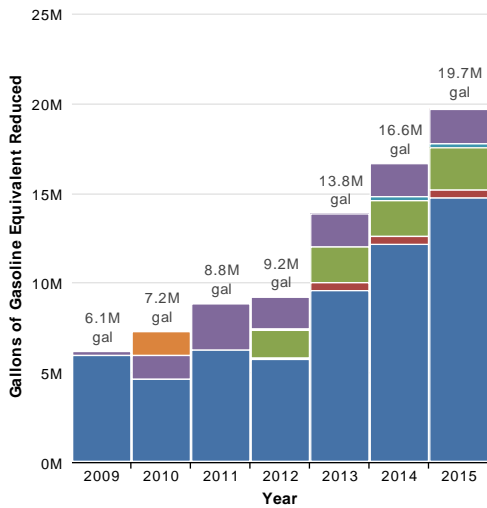
### 2015 Gallons of Gasoline Equivalent Reduced



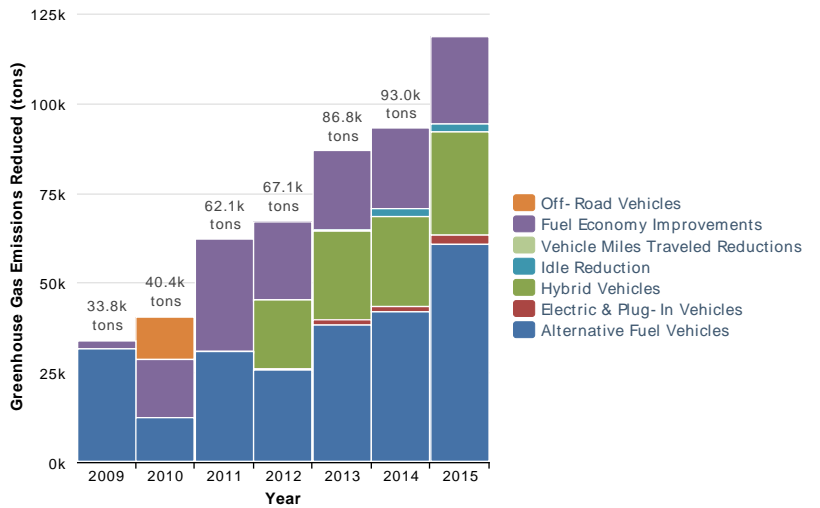
### 2015 Greenhouse Gas Emissions Reduced



### Historical Gallons of Gasoline Equivalent Reduced

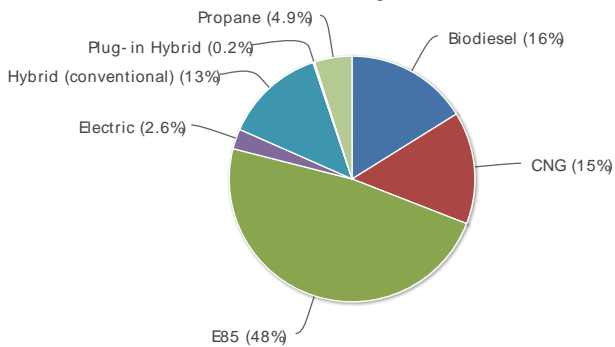


### Historical Greenhouse Gas Emissions Reduced



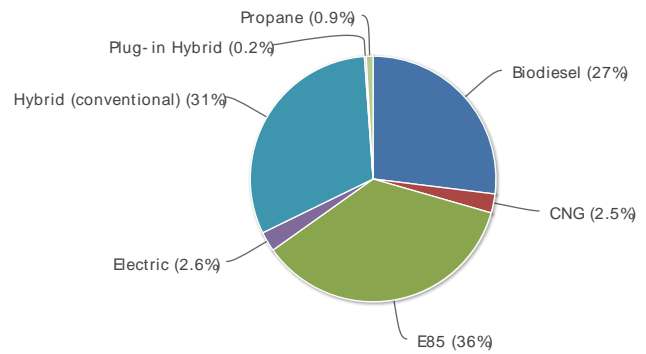
**2015 Gallons of Gasoline Equivalent Reduced by Fuel Type for Alternative Fuel Projects**

17,555,699 gallons



**2015 Greenhouse Gas Emissions Reduced by Fuel Type for Alternative Fuel Projects**

92,048 tons



**COALITION**

Virginia Clean Cities - VA

<http://www.vacleancities.org>

**Designated:** 10/04/1996

**Boundaries:** Entire state of Virginia, except DC COG

**COORDINATORS**

	Address	Telephone	Fax
<b>Alleyn Harned</b>	c/o James Madison University 1401 Technology Dr, MSC 4115 Harrisonburg, VA 22807		
<b>Michael Phillips</b>	Virginia Department of Mines, Minerals and Energy 1100 Bank St Richmond, VA 23219		

<b>Number of coordinators</b>	2
<b>Coordinator(s) hours per week on Clean Cities</b>	40 hours
<b>Other staff hours per week on Clean Cities</b>	30 hours
<b>How long have you been the coordinator?</b>	6 years

**OPERATING INFORMATION**

**Host organization** Nonprofit - Standalone

**Stakeholders**

<b>Number of stakeholders</b>	200
<b>Number of private stakeholders</b>	70
<b>Does the State Energy Office provide any financial support to the coalition or stakeholders?</b>	Yes

**Explain State Energy Office's support**

Partnership on grants and general coalition support. Virginia Clean Cities facilitates and assists with state events, meetings, programs, and executive initiatives.

**How would you rate the quality of the data on your survey?** Excellent

How do you obtain most of your data for the survey?	Coalition records, Estimates, Online questionnaire to stakeholders (SurveyMonkey, Google Forms, etc), Paper, e-mail, or spreadsheet questionnaire to stakeholders, Phone calls to stakeholders
Has your coalition registered with www.grants.gov?	Yes

## 2015 Outside Funding

Stakeholder dues collected	\$80,000
How much funding is obtained from other sources to cover coalition operating expenses?	\$0
Non-DOE or ARRA grant and matching funds spent in 2015	\$10,730,277
Total non-DOE or ARRA funding in 2015	\$10,810,277

## VEHICLE & FUEL INVENTORY

### Alternative Fuel & Vehicles

Fleet/Station Name	Vehicle Class	Fuel	Number of Vehicles	Fuel Used	GGE Reduced	GHG Reduced
Additional Biodiesel Production	Heavy-Duty	Biodiesel (100%)	150	1,000,000 gal	1,066,000 gal	9,335.0 tons
<p>Market: General/Unknown            Vehicle type: Unknown/Other            Percentage from coalition: 100%            National Clean Fleets Partnership: No</p> <p><i>This represents the additional biodiesel produced by stakeholders in the Commonwealth of the 2 million gallons distributed to stations for public biodiesel fleets. This excludes the entire quantity of biodiesel used by fleets elsewhere in the report.</i></p>						
Additional Ethanol Production	Light-Duty	E85	1,000	10,000,000 gal	5,780,000 gal	22,547.8 tons
<p>Market: General/Unknown            Vehicle type: Unknown/Other            Percentage from coalition: 100%            National Clean Fleets Partnership: No</p> <p><i>This represents the additional ethanol produced in the Commonwealth of the 26 million gallons and distributed to stations for public ethanol fleets. This excludes the entire quantity of ethanol used by fleets elsewhere in the report.</i></p>						
AdMobile	Heavy-Duty	Biodiesel (20%)	5	75% of time	1,831 gal	16.0 tons
<p>Miles traveled per vehicle: 13,239 mi            Average vehicle fuel economy: 6 MPG            Market: Corporate Fleet            Vehicle type: Unknown/Other            Percentage from coalition: 100%            National Clean Fleets Partnership: No</p>						
Airport Shuttle	Heavy-Duty	Propane	20	85% of time	21,372 gal	8.4 tons
<p>Miles traveled per vehicle: 22,724 mi            Average vehicle fuel economy: 6 MPGde            Market: Airport            Vehicle type: Bus: Shuttle            Percentage from coalition: 30%            National Clean Fleets Partnership: No</p>						

Fleet/Station Name	Vehicle Class	Fuel	Number of Vehicles	Fuel Used	GGE Reduced	GHG Reduced
Albemarle County	Heavy-Duty	Biodiesel (20%)	13	75% of time	8,564 gal	75.0 tons
Miles traveled per vehicle: 23,814 mi Average vehicle fuel economy: 6 MPG Market: Government - Local Vehicle type: Unknown/Other Percentage from coalition: 100% National Clean Fleets Partnership: No						
Albemarle County	Light-Duty	E85	3	50% of time	905 gal	3.5 tons
Miles traveled per vehicle: 15,160 mi Average vehicle fuel economy: 15 MPG Market: Government - Local Vehicle type: Patrol Car Percentage from coalition: 100% National Clean Fleets Partnership: No						
Alsop Trucking	Light-Duty	Biodiesel (20%)	15	25% of time	470 gal	4.3 tons
Miles traveled per vehicle: 11,318 mi Average vehicle fuel economy: 20 MPG Market: General/Unknown Vehicle type: Unknown/Other Percentage from coalition: 100% National Clean Fleets Partnership: No						
Appalachian Natural Gas Distribution	Heavy-Duty	CNG	2	85% of time	7,466 gal	6.3 tons
Miles traveled per vehicle: 23,814 mi Average vehicle fuel economy: 6 MPGde Market: General/Unknown Vehicle type: Unknown/Other Percentage from coalition: 100% National Clean Fleets Partnership: No						
Appalachian Natural Gas Distribution	Light-Duty	CNG	9	85% of time	4,329 gal	5.6 tons
Miles traveled per vehicle: 11,318 mi Average vehicle fuel economy: 20 MPGe Market: General/Unknown Vehicle type: Unknown/Other Percentage from coalition: 100% National Clean Fleets Partnership: No						
Bioride	Light-Duty	Biodiesel (20%)	7	100% of time	1,507 gal	13.8 tons
Miles traveled per vehicle: 14,596 mi Average vehicle fuel economy: 15 MPG Market: General/Unknown Vehicle type: Pickup/SUV/Van Percentage from coalition: 100% National Clean Fleets Partnership: No						
Blacksburg	Heavy-Duty	Biodiesel (20%)	10	75% of time	939 gal	8.2 tons
Miles traveled per vehicle: 11,318 mi Average vehicle fuel economy: 20 MPG Market: Government - Local Vehicle type: Unknown/Other Percentage from coalition: 100% National Clean Fleets Partnership: No						

Fleet/Station Name	Vehicle Class	Fuel	Number of Vehicles	Fuel Used	GGE Reduced	GHG Reduced
Blacksburg	Light-Duty	Biodiesel (20%)	25	75% of time	2,348 gal	21.5 tons
Miles traveled per vehicle: 11,318 mi Average vehicle fuel economy: 20 MPG Market: Government - Local Vehicle type: Unknown/Other Percentage from coalition: 100% National Clean Fleets Partnership: No						
Blacksburg	Light-Duty	E85	15	25% of time	1,267 gal	4.9 tons
Miles traveled per vehicle: 11,318 mi Average vehicle fuel economy: 20 MPG Market: Government - Local Vehicle type: Unknown/Other Percentage from coalition: 100% National Clean Fleets Partnership: No						
Blue Ridge Parkway	Light-Duty	E85	23	25% of time	2,616 gal	10.2 tons
Miles traveled per vehicle: 11,432 mi Average vehicle fuel economy: 15 MPG Market: General/Unknown Vehicle type: Unknown/Other Percentage from coalition: 100% National Clean Fleets Partnership: No						
Carol County	Heavy-Duty	Biodiesel (20%)	10	75% of time	6,587 gal	57.7 tons
Miles traveled per vehicle: 23,814 mi Average vehicle fuel economy: 6 MPG Market: Government - Local Vehicle type: Unknown/Other Percentage from coalition: 100% National Clean Fleets Partnership: No						
Carroll County - GA	Light-Duty	Propane	34	85% of time	4,173 gal	5.9 tons
Miles traveled per vehicle: 15,160 mi Average vehicle fuel economy: 21 MPGge Market: Government - Local Vehicle type: Patrol Car Percentage from coalition: 20% National Clean Fleets Partnership: No						
Carrollton - GA	Light-Duty	Propane	11	85% of time	1,350 gal	1.9 tons
Miles traveled per vehicle: 15,160 mi Average vehicle fuel economy: 21 MPGge Market: Government - Local Vehicle type: Patrol Car Percentage from coalition: 20% National Clean Fleets Partnership: No						
Charlottesville	Heavy-Duty	Biodiesel (20%)	50	75% of time	32,937 gal	288.4 tons
Miles traveled per vehicle: 23,814 mi Average vehicle fuel economy: 6 MPG Market: Government - Local Vehicle type: Unknown/Other Percentage from coalition: 100% National Clean Fleets Partnership: No						
Charlottesville	Heavy-Duty	CNG	2	100% of time	4,426 gal	3.7 tons
Miles traveled per vehicle: 12,000 mi Average vehicle fuel economy: 6 MPGde Market: Government - Local Vehicle type: Bus: School Percentage from coalition: 100% National Clean Fleets Partnership: No						

Fleet/Station Name	Vehicle Class	Fuel	Number of Vehicles	Fuel Used	GGE Reduced	GHG Reduced
Charlottesville	Light-Duty	Biodiesel (20%)	15	75% of time	1,237 gal	11.3 tons
<p>Miles traveled per vehicle: 11,432 mi  Average vehicle fuel economy: 23 MPG  Market: Government - Local  Vehicle type: Unknown/Other  Percentage from coalition: 100%  National Clean Fleets Partnership: No</p>						
Charlottesville	Light-Duty	CNG	5	100% of time	2,722 gal	3.5 tons
<p>Miles traveled per vehicle: 11,432 mi  Average vehicle fuel economy: 21 MPGge  Market: Government - Local  Vehicle type: Unknown/Other  Percentage from coalition: 100%  National Clean Fleets Partnership: No</p>						
Charlottesville	Light-Duty	E85	7	25% of time	821 gal	3.2 tons
<p>Miles traveled per vehicle: 11,788 mi  Average vehicle fuel economy: 15 MPG  Market: Government - Local  Vehicle type: Car  Percentage from coalition: 100%  National Clean Fleets Partnership: No</p>						
Chesterfield County	Heavy-Duty	Biodiesel (20%)	18	75% of time	11,857 gal	103.8 tons
<p>Miles traveled per vehicle: 23,814 mi  Average vehicle fuel economy: 6 MPG  Market: Government - Local  Vehicle type: Unknown/Other  Percentage from coalition: 100%  National Clean Fleets Partnership: No</p>						
Chesterfield County	Light-Duty	Biodiesel (20%)	23	75% of time	1,897 gal	17.4 tons
<p>Miles traveled per vehicle: 11,432 mi  Average vehicle fuel economy: 23 MPG  Market: Government - Local  Vehicle type: Unknown/Other  Percentage from coalition: 100%  National Clean Fleets Partnership: No</p>						
Chesterfield County Fleet Management	Heavy-Duty	Propane	22	100% of time	46,366 gal	18.2 tons
<p>Miles traveled per vehicle: 12,000 mi  Average vehicle fuel economy: 6 MPGde  Market: Government - Local  Vehicle type: Bus: School  Percentage from coalition: 100%  National Clean Fleets Partnership: No</p> <p><i>Virginia provided a vehicle incentive for the incremental cost of purchasing these vehicles - that program was administered by Virginia Clean Cities. This is the largest propane school fleet in Virginia.</i></p>						
Chesterfield County Fleet Management	Light-Duty	E85	100	25% of time	11,374 gal	44.4 tons
<p>Miles traveled per vehicle: 11,432 mi  Average vehicle fuel economy: 15 MPG  Market: Government - Local  Vehicle type: Unknown/Other  Percentage from coalition: 100%  National Clean Fleets Partnership: No</p>						



Fleet/Station Name	Vehicle Class	Fuel	Number of Vehicles	Fuel Used	GGE Reduced	GHG Reduced
Chesterfield County Fleet Management	Light-Duty	Propane	27	100% of time	14,698 gal	20.8 tons
Miles traveled per vehicle: 11,432 mi Average vehicle fuel economy: 21 MPGge Market: Government - Local Vehicle type: Unknown/Other Percentage from coalition: 100% National Clean Fleets Partnership: No						
City of Chesapeake	Heavy-Duty	CNG	35	100% of time	153,705 gal	129.4 tons
Miles traveled per vehicle: 23,814 mi Average vehicle fuel economy: 6 MPGde Market: Government - Local Vehicle type: Unknown/Other Percentage from coalition: 100% National Clean Fleets Partnership: No						
City of Chesapeake	Heavy-Duty	E85	1	25% of time	592 gal	1.5 tons
Miles traveled per vehicle: 23,814 mi Average vehicle fuel economy: 6 MPG Market: Government - Local Vehicle type: Unknown/Other Percentage from coalition: 100% National Clean Fleets Partnership: No						
City of Chesapeake	Light-Duty	E85	278	50% of time	65,210 gal	254.4 tons
Miles traveled per vehicle: 11,788 mi Average vehicle fuel economy: 15 MPG Market: Government - Local Vehicle type: Car Percentage from coalition: 100% National Clean Fleets Partnership: No						
City of Chesapeake	Light-Duty	Propane	14	100% of time	7,545 gal	10.7 tons
Miles traveled per vehicle: 11,318 mi Average vehicle fuel economy: 21 MPGge Market: Government - Local Vehicle type: Unknown/Other Percentage from coalition: 100% National Clean Fleets Partnership: No						
City of Lynchburg	Heavy-Duty	Biodiesel (20%)	16	75% of time	10,540 gal	92.3 tons
Miles traveled per vehicle: 23,814 mi Average vehicle fuel economy: 6 MPG Market: Government - Local Vehicle type: Unknown/Other Percentage from coalition: 100% National Clean Fleets Partnership: No						
City of Norfolk - Municipal	Light-Duty	E85	147	25% of time	16,553 gal	64.6 tons
Miles traveled per vehicle: 11,318 mi Average vehicle fuel economy: 15 MPG Market: Government - Local Vehicle type: Unknown/Other Percentage from coalition: 100% National Clean Fleets Partnership: No						
City of Norfolk - Municipal	Light-Duty	Propane	21	100% of time	11,432 gal	16.2 tons
Miles traveled per vehicle: 11,432 mi Average vehicle fuel economy: 21 MPGge Market: Government - Local Vehicle type: Unknown/Other Percentage from coalition: 100% National Clean Fleets Partnership: No						

Fleet/Station Name	Vehicle Class	Fuel	Number of Vehicles	Fuel Used	GGE Reduced	GHG Reduced
City of Norfolk- Municipal	Light-Duty	CNG	6	100% of time	2,547 gal	3.3 tons
Miles traveled per vehicle: 10,614 mi Average vehicle fuel economy: 25 MPGge Market: Government - Local Vehicle type: Car Percentage from coalition: 100% National Clean Fleets Partnership: No						
City of Norfolk - Schools	Light-Duty	CNG	3	100% of time	1,633 gal	2.1 tons
Miles traveled per vehicle: 11,432 mi Average vehicle fuel economy: 21 MPGge Market: Government - Local Vehicle type: Unknown/Other Percentage from coalition: 100% National Clean Fleets Partnership: No						
City of Norfolk - Schools	Light-Duty	E85	15	25% of time	1,706 gal	6.7 tons
Miles traveled per vehicle: 11,432 mi Average vehicle fuel economy: 15 MPG Market: Government - Local Vehicle type: Unknown/Other Percentage from coalition: 100% National Clean Fleets Partnership: No						
City of Norfolk - Schools	Light-Duty	Propane	2	100% of time	1,089 gal	1.5 tons
Miles traveled per vehicle: 11,432 mi Average vehicle fuel economy: 21 MPGge Market: Government - Local Vehicle type: Unknown/Other Percentage from coalition: 100% National Clean Fleets Partnership: No						
City of Richmond	Heavy-Duty	CNG	27	85% of time	100,787 gal	84.9 tons
Miles traveled per vehicle: 23,814 mi Average vehicle fuel economy: 6 MPGde Market: Government - Local Vehicle type: Unknown/Other Percentage from coalition: 100% National Clean Fleets Partnership: No						
City of Richmond	Light-Duty	CNG	76	85% of time	36,557 gal	47.4 tons
Miles traveled per vehicle: 11,318 mi Average vehicle fuel economy: 20 MPGge Market: Government - Local Vehicle type: Unknown/Other Percentage from coalition: 100% National Clean Fleets Partnership: No						
City of Roanoke - Municipal	Heavy-Duty	Biodiesel (20%)	110	75% of time	72,461 gal	634.5 tons
Miles traveled per vehicle: 23,814 mi Average vehicle fuel economy: 6 MPG Market: Government - Local Vehicle type: Unknown/Other Percentage from coalition: 100% National Clean Fleets Partnership: No						
City of Roanoke - Municipal	Light-Duty	Biodiesel (20%)	50	75% of time	4,125 gal	37.7 tons
Miles traveled per vehicle: 11,432 mi Average vehicle fuel economy: 23 MPG Market: Government - Local Vehicle type: Unknown/Other Percentage from coalition: 100% National Clean Fleets Partnership: No						

Fleet/Station Name	Vehicle Class	Fuel	Number of Vehicles	Fuel Used	GGE Reduced	GHG Reduced
City of Roanoke - Municipal	Light-Duty	Propane	8	75% of time	3,184 gal	4.5 tons
Miles traveled per vehicle: 10,614 mi Average vehicle fuel economy: 20 MPGge Market: Government - Local Vehicle type: Car Percentage from coalition: 100% National Clean Fleets Partnership: No						
City of Staunton - Public Works	Heavy-Duty	Biodiesel (20%)	65	75% of time	31,685 gal	277.5 tons
Miles traveled per vehicle: 23,814 mi Average vehicle fuel economy: 6 MPG Market: Government - Local Vehicle type: Unknown/Other Percentage from coalition: 74% National Clean Fleets Partnership: No						
City of Staunton - Public Works	Light-Duty	E85	29	25% of time	3,401 gal	13.3 tons
Miles traveled per vehicle: 11,788 mi Average vehicle fuel economy: 15 MPG Market: Government - Local Vehicle type: Car Percentage from coalition: 100% National Clean Fleets Partnership: No						
City of Virginia Beach	Light-Duty	CNG	2	100% of time	1,089 gal	1.4 tons
Miles traveled per vehicle: 11,432 mi Average vehicle fuel economy: 21 MPGge Market: Government - Local Vehicle type: Unknown/Other Percentage from coalition: 100% National Clean Fleets Partnership: No						
City of Virginia Beach	Light-Duty	E85	382	25% of time	44,803 gal	174.8 tons
Miles traveled per vehicle: 11,788 mi Average vehicle fuel economy: 15 MPG Market: Government - Local Vehicle type: Car Percentage from coalition: 100% National Clean Fleets Partnership: No						
Clark Gas and Oil	Light-Duty	CNG	6	85% of time	2,886 gal	3.7 tons
Miles traveled per vehicle: 11,318 mi Average vehicle fuel economy: 20 MPGge Market: General/Unknown Vehicle type: Unknown/Other Percentage from coalition: 100% National Clean Fleets Partnership: No						
Colonial Williamsburg	Heavy-Duty	CNG	16	100% of time	70,265 gal	59.2 tons
Miles traveled per vehicle: 23,814 mi Average vehicle fuel economy: 6 MPGde Market: General/Unknown Vehicle type: Unknown/Other Percentage from coalition: 100% National Clean Fleets Partnership: No						
Community Counseling	Light-Duty	Propane	29	85% of time	17,996 gal	25.4 tons
Miles traveled per vehicle: 10,951 mi Average vehicle fuel economy: 15 MPGge Market: Corporate Fleet Vehicle type: Pickup/SUV/Van Percentage from coalition: 100% National Clean Fleets Partnership: No						

Fleet/Station Name	Vehicle Class	Fuel	Number of Vehicles	Fuel Used	GGE Reduced	GHG Reduced
Culpeper County	Light-Duty	Propane	18	85% of time	11,045 gal	15.6 tons
Miles traveled per vehicle: 15,160 mi Average vehicle fuel economy: 21 MPGge Market: Government - Local Vehicle type: Patrol Car Percentage from coalition: 100% National Clean Fleets Partnership: No						
Department of State Police	Light-Duty	E85	429	25% of time	47,884 gal	186.8 tons
Miles traveled per vehicle: 15,160 mi Average vehicle fuel economy: 15 MPG Market: Government - State Vehicle type: Patrol Car Percentage from coalition: 74% National Clean Fleets Partnership: No						
Dominion Virginia Power	Heavy-Duty	Biodiesel (10%)	1,251	90% of time	494,448 gal	4,329.9 tons
Miles traveled per vehicle: 23,814 mi Average vehicle fuel economy: 6 MPG Market: General/Unknown Vehicle type: Unknown/Other Percentage from coalition: 100% National Clean Fleets Partnership: No						
Dominion Virginia Power	Light-Duty	Biodiesel (10%)	50	90% of time	2,818 gal	25.8 tons
Miles traveled per vehicle: 11,318 mi Average vehicle fuel economy: 20 MPG Market: General/Unknown Vehicle type: Unknown/Other Percentage from coalition: 100% National Clean Fleets Partnership: No						
Dominion Virginia Power	Light-Duty	CNG	213	100% of time	115,953 gal	150.2 tons
Miles traveled per vehicle: 11,432 mi Average vehicle fuel economy: 21 MPGge Market: General/Unknown Vehicle type: Unknown/Other Percentage from coalition: 100% National Clean Fleets Partnership: No						
Dominion Virginia Power	Light-Duty	E85	594	25% of time	67,563 gal	263.6 tons
Miles traveled per vehicle: 11,432 mi Average vehicle fuel economy: 15 MPG Market: General/Unknown Vehicle type: Unknown/Other Percentage from coalition: 100% National Clean Fleets Partnership: No						
First Piedmont Corporation	Heavy-Duty	CNG	10	100% of time	43,916 gal	37.0 tons
Miles traveled per vehicle: 23,814 mi Average vehicle fuel economy: 6 MPGde Market: General/Unknown Vehicle type: Unknown/Other Percentage from coalition: 100% National Clean Fleets Partnership: No						
Frederick County	Light-Duty	Propane	10	85% of time	6,136 gal	8.7 tons
Miles traveled per vehicle: 15,160 mi Average vehicle fuel economy: 21 MPGge Market: Government - Local Vehicle type: Patrol Car Percentage from coalition: 100% National Clean Fleets Partnership: No						

Fleet/Station Name	Vehicle Class	Fuel	Number of Vehicles	Fuel Used	GGE Reduced	GHG Reduced
Gloucester County	Heavy-Duty	Biodiesel (20%)	113	75% of time	37,509 gal	328.5 tons
Miles traveled per vehicle: 12,000 mi Average vehicle fuel economy: 6 MPG Market: Government - Local Vehicle type: Bus: School Percentage from coalition: 100% National Clean Fleets Partnership: No						
Gloucester County	Heavy-Duty	Propane	8	100% of time	17,704 gal	6.9 tons
Miles traveled per vehicle: 12,000 mi Average vehicle fuel economy: 6 MPGde Market: Government - Local Vehicle type: Bus: School Percentage from coalition: 100% National Clean Fleets Partnership: No						
Gloucester County	Light-Duty	Biodiesel (20%)	4	75% of time	330 gal	3.0 tons
Miles traveled per vehicle: 11,432 mi Average vehicle fuel economy: 23 MPG Market: General/Unknown Vehicle type: Unknown/Other Percentage from coalition: 100% National Clean Fleets Partnership: No						
Greater Richmond Transit Company	Heavy-Duty	CNG	72	100% of time	316,193 gal	266.2 tons
Miles traveled per vehicle: 23,814 mi Average vehicle fuel economy: 6 MPGde Market: General/Unknown Vehicle type: Unknown/Other Percentage from coalition: 100% National Clean Fleets Partnership: No						
Greenlight Biofuels	Heavy-Duty	Biodiesel (20%)	4	100% of time	3,688 gal	32.3 tons
Miles traveled per vehicle: 25,000 mi Average vehicle fuel economy: 6 MPG Market: Corporate Fleet Vehicle type: Truck: Refuse Percentage from coalition: 100% National Clean Fleets Partnership: No						
Greenlight Biofuels	Light-Duty	Biodiesel (20%)	1	75% of time	82 gal	0.7 tons
Miles traveled per vehicle: 11,318 mi Average vehicle fuel economy: 23 MPG Market: Corporate Fleet Vehicle type: Unknown/Other Percentage from coalition: 100% National Clean Fleets Partnership: No						
Greenville County	Light-Duty	Propane	126	85% of time	61,853 gal	87.4 tons
Miles traveled per vehicle: 15,160 mi Average vehicle fuel economy: 21 MPGge Market: Government - Local Vehicle type: Patrol Car Percentage from coalition: 80% National Clean Fleets Partnership: No						
Groome Transportation	Light-Duty	Propane	13	85% of time	1,613 gal	2.3 tons
Miles traveled per vehicle: 10,951 mi Average vehicle fuel economy: 15 MPGge Market: Airport Vehicle type: Pickup/SUV/Van Percentage from coalition: 20% National Clean Fleets Partnership: No						

Fleet/Station Name	Vehicle Class	Fuel	Number of Vehicles	Fuel Used	GGE Reduced	GHG Reduced
Halifax County - Schools	Heavy-Duty	Propane	4	100% of time	4,426 gal	1.7 tons
Miles traveled per vehicle: 12,000 mi Average vehicle fuel economy: 6 MPGde Market: General/Unknown Vehicle type: Bus: School Percentage from coalition: 50% National Clean Fleets Partnership: No						
Jackson County	Light-Duty	Propane	20	85% of time	2,454 gal	3.5 tons
Miles traveled per vehicle: 15,160 mi Average vehicle fuel economy: 21 MPGge Market: Government - Local Vehicle type: Patrol Car Percentage from coalition: 20% National Clean Fleets Partnership: No						
James City County - Municipal	Heavy-Duty	Biodiesel (5%)	25	75% of time	4,117 gal	36.1 tons
Miles traveled per vehicle: 23,814 mi Average vehicle fuel economy: 6 MPG Market: General/Unknown Vehicle type: Unknown/Other Percentage from coalition: 100% National Clean Fleets Partnership: No <i>B5 is not mandated in this area.</i>						
James City County - Municipal	Light-Duty	Biodiesel (5%)	108	75% of time	2,227 gal	20.4 tons
Miles traveled per vehicle: 11,432 mi Average vehicle fuel economy: 23 MPG Market: General/Unknown Vehicle type: Unknown/Other Percentage from coalition: 100% National Clean Fleets Partnership: No <i>B5 is not mandated in this area.</i>						
James City County - Municipal	Light-Duty	E85	34	25% of time	3,988 gal	15.6 tons
Miles traveled per vehicle: 11,788 mi Average vehicle fuel economy: 15 MPG Market: Government - Local Vehicle type: Car Percentage from coalition: 100% National Clean Fleets Partnership: No						
James City County - Municipal	Light-Duty	Propane	2	85% of time	916 gal	1.3 tons
Miles traveled per vehicle: 11,318 mi Average vehicle fuel economy: 21 MPGge Market: Government - Local Vehicle type: Unknown/Other Percentage from coalition: 100% National Clean Fleets Partnership: No						
James City County - Schools	Light-Duty	E85	25	50% of time	5,864 gal	22.9 tons
Miles traveled per vehicle: 11,788 mi Average vehicle fuel economy: 15 MPG Market: Corporate Fleet Vehicle type: Car Percentage from coalition: 100% National Clean Fleets Partnership: No						

Fleet/Station Name	Vehicle Class	Fuel	Number of Vehicles	Fuel Used	GGE Reduced	GHG Reduced
James Madison University	Heavy-Duty	E85	2	25% of time	1,777 gal	4.4 tons
Miles traveled per vehicle: 23,814 mi Average vehicle fuel economy: 4 MPG Market: General/Unknown Vehicle type: Unknown/Other Percentage from coalition: 100% National Clean Fleets Partnership: No						
James Madison University	Light-Duty	E85	85	25% of time	9,668 gal	37.7 tons
Miles traveled per vehicle: 11,432 mi Average vehicle fuel economy: 15 MPG Market: General/Unknown Vehicle type: Unknown/Other Percentage from coalition: 100% National Clean Fleets Partnership: No						
James Madison University	Light-Duty	Propane	14	85% of time	6,478 gal	9.2 tons
Miles traveled per vehicle: 11,432 mi Average vehicle fuel economy: 21 MPGe Market: General/Unknown Vehicle type: Unknown/Other Percentage from coalition: 100% National Clean Fleets Partnership: No						
James River Petroleum	Heavy-Duty	Biodiesel (20%)	14	75% of time	9,222 gal	80.8 tons
Miles traveled per vehicle: 23,814 mi Average vehicle fuel economy: 6 MPG Market: General/Unknown Vehicle type: Unknown/Other Percentage from coalition: 100% National Clean Fleets Partnership: No						
Keystone Atlanta - GA	Light-Duty	Propane	13	85% of time	6,542 gal	9.2 tons
Miles traveled per vehicle: 44,403 mi Average vehicle fuel economy: 15 MPGe Market: Corporate Fleet Vehicle type: Pickup/SUV/Van Percentage from coalition: 20% National Clean Fleets Partnership: No						
King and Queen County Schools	Heavy-Duty	Biodiesel (5%)	23	75% of time	3,788 gal	33.2 tons
Miles traveled per vehicle: 23,814 mi Average vehicle fuel economy: 6 MPG Market: General/Unknown Vehicle type: Unknown/Other Percentage from coalition: 100% National Clean Fleets Partnership: No  <i>B5 is not mandated in this area.</i>						
Kingsport - TN	Light-Duty	Propane	12	85% of time	3,682 gal	5.2 tons
Miles traveled per vehicle: 15,160 mi Average vehicle fuel economy: 21 MPGe Market: Government - Local Vehicle type: Patrol Car Percentage from coalition: 50% National Clean Fleets Partnership: No						
Liberty University	Light-Duty	E85	60	25% of time	6,825 gal	26.6 tons
Miles traveled per vehicle: 11,432 mi Average vehicle fuel economy: 15 MPG Market: General/Unknown Vehicle type: Unknown/Other Percentage from coalition: 100% National Clean Fleets Partnership: No						



Fleet/Station Name	Vehicle Class	Fuel	Number of Vehicles	Fuel Used	GGE Reduced	GHG Reduced
Limousine Livery - LA	Light-Duty	Propane	16	85% of time	14,667 gal	20.7 tons
Miles traveled per vehicle: 56,620 mi Average vehicle fuel economy: 21 MPGge Market: Taxis Vehicle type: Car Percentage from coalition: 40% National Clean Fleets Partnership: No						
Muscogee County - GA	Light-Duty	Propane	31	85% of time	3,804 gal	5.4 tons
Miles traveled per vehicle: 15,160 mi Average vehicle fuel economy: 21 MPGge Market: Government - Local Vehicle type: Patrol Car Percentage from coalition: 20% National Clean Fleets Partnership: No						
Newport News	Heavy-Duty	Biodiesel (20%)	253	75% of time	166,660 gal	1,459.4 tons
Miles traveled per vehicle: 23,814 mi Average vehicle fuel economy: 6 MPG Market: General/Unknown Vehicle type: Unknown/Other Percentage from coalition: 100% National Clean Fleets Partnership: No						
Newport News	Light-Duty	Biodiesel (20%)	285	75% of time	23,511 gal	215.1 tons
Miles traveled per vehicle: 11,432 mi Average vehicle fuel economy: 23 MPG Market: General/Unknown Vehicle type: Unknown/Other Percentage from coalition: 100% National Clean Fleets Partnership: No						
Newport News	Light-Duty	E85	198	25% of time	22,521 gal	87.9 tons
Miles traveled per vehicle: 11,432 mi Average vehicle fuel economy: 15 MPG Market: General/Unknown Vehicle type: Unknown/Other Percentage from coalition: 100% National Clean Fleets Partnership: No						
Newport News	Light-Duty	Propane	22	85% of time	13,500 gal	19.1 tons
Miles traveled per vehicle: 15,160 mi Average vehicle fuel economy: 21 MPGge Market: Government - Local Vehicle type: Patrol Car Percentage from coalition: 100% National Clean Fleets Partnership: No						
Norfolk Botanical Gardens	Heavy-Duty	Biodiesel (20%)	1	75% of time	659 gal	5.8 tons
Miles traveled per vehicle: 23,814 mi Average vehicle fuel economy: 6 MPG Market: Government - Local Vehicle type: Unknown/Other Percentage from coalition: 100% National Clean Fleets Partnership: No						
Northumberland County	Heavy-Duty	Biodiesel (20%)	30	75% of time	19,762 gal	173.1 tons
Miles traveled per vehicle: 23,814 mi Average vehicle fuel economy: 6 MPG Market: Government - Local Vehicle type: Unknown/Other Percentage from coalition: 100% National Clean Fleets Partnership: No						



Fleet/Station Name	Vehicle Class	Fuel	Number of Vehicles	Fuel Used	GGE Reduced	GHG Reduced
Old Dominion University	Heavy-Duty	Biodiesel (20%)	5	25% of time	1,098 gal	9.6 tons
Miles traveled per vehicle: 23,814 mi Average vehicle fuel economy: 6 MPG Market: Government - State Vehicle type: Unknown/Other Percentage from coalition: 100% National Clean Fleets Partnership: No						
Old Dominion University	Heavy-Duty	E85	20	25% of time	11,847 gal	29.1 tons
Miles traveled per vehicle: 23,814 mi Average vehicle fuel economy: 6 MPG Market: General/Unknown Vehicle type: Unknown/Other Percentage from coalition: 100% National Clean Fleets Partnership: No						
Old Dominion University	Light-Duty	E85	20	25% of time	1,689 gal	6.6 tons
Miles traveled per vehicle: 11,318 mi Average vehicle fuel economy: 20 MPG Market: Government - State Vehicle type: Unknown/Other Percentage from coalition: 100% National Clean Fleets Partnership: No						
OTHER REGISTERED VIRGINIA E85 TOTAL	Light-Duty	E85	40,434	5% of time	919,814 gal	3,588.2 tons
Miles traveled per vehicle: 11,432 mi Average vehicle fuel economy: 15 MPG Market: General/Unknown Vehicle type: Unknown/Other Percentage from coalition: 100% National Clean Fleets Partnership: No  <i>This number is due to the deployment of a dozen E85 stations statewide from a VCC DOE project and our significant advancement of E85 fuel from continued education and outreach efforts. This excludes vehicles tracked elsewhere in this report. This represents 10% of the 404,333 total E85 vehicles in Virginia that are due to Virginia Clean Cities' outreach efforts.</i>						
Pearl River - MS	Light-Duty	Propane	16	85% of time	9,818 gal	13.9 tons
Miles traveled per vehicle: 15,160 mi Average vehicle fuel economy: 21 MPGge Market: Government - Local Vehicle type: Patrol Car Percentage from coalition: 100% National Clean Fleets Partnership: No						
Phillips Oil and Gas	Heavy-Duty	Biodiesel (20%)	14	25% of time	3,074 gal	26.9 tons
Miles traveled per vehicle: 23,814 mi Average vehicle fuel economy: 6 MPG Market: General/Unknown Vehicle type: Unknown/Other Percentage from coalition: 100% National Clean Fleets Partnership: No						
Phillips Oil and Gas	Light-Duty	E85	2	75% of time	682 gal	2.7 tons
Miles traveled per vehicle: 11,432 mi Average vehicle fuel economy: 15 MPG Market: General/Unknown Vehicle type: Unknown/Other Percentage from coalition: 100% National Clean Fleets Partnership: No						

Fleet/Station Name	Vehicle Class	Fuel	Number of Vehicles	Fuel Used	GGE Reduced	GHG Reduced
Phillips Oil and Gas	Light-Duty	Propane	4	100% of time	2,264 gal	3.2 tons
Miles traveled per vehicle: 11,318 mi Average vehicle fuel economy: 20 MPGge Market: General/Unknown Vehicle type: Unknown/Other Percentage from coalition: 100% National Clean Fleets Partnership: No						
Pickins County - SC	Light-Duty	Propane	28	85% of time	13,745 gal	19.4 tons
Miles traveled per vehicle: 15,160 mi Average vehicle fuel economy: 21 MPGge Market: Government - Local Vehicle type: Patrol Car Percentage from coalition: 80% National Clean Fleets Partnership: No						
Prince William County	Light-Duty	E85	500	25% of time	42,228 gal	164.7 tons
Miles traveled per vehicle: 11,318 mi Average vehicle fuel economy: 20 MPG Market: Government - Local Vehicle type: Unknown/Other Percentage from coalition: 100% National Clean Fleets Partnership: No						
Prince William County	Light-Duty	Propane	1	100% of time	544 gal	0.8 tons
Miles traveled per vehicle: 11,432 mi Average vehicle fuel economy: 21 MPGge Market: Government - Local Vehicle type: Unknown/Other Percentage from coalition: 100% National Clean Fleets Partnership: No						
Range Resources	Light-Duty	CNG	16	100% of time	9,054 gal	11.7 tons
Miles traveled per vehicle: 11,318 mi Average vehicle fuel economy: 20 MPGge Market: General/Unknown Vehicle type: Unknown/Other Percentage from coalition: 100% National Clean Fleets Partnership: No						
Reco	Heavy-Duty	Biodiesel (20%)	7	100% of time	6,148 gal	53.8 tons
Miles traveled per vehicle: 23,814 mi Average vehicle fuel economy: 6 MPG Market: General/Unknown Vehicle type: Unknown/Other Percentage from coalition: 100% National Clean Fleets Partnership: No						
Reco	Light-Duty	Biodiesel (20%)	1	100% of time	125 gal	1.1 tons
Miles traveled per vehicle: 11,318 mi Average vehicle fuel economy: 20 MPG Market: General/Unknown Vehicle type: Unknown/Other Percentage from coalition: 100% National Clean Fleets Partnership: No						
Red Top	Light-Duty	Propane	1	85% of time	2,292 gal	3.2 tons
Miles traveled per vehicle: 56,620 mi Average vehicle fuel economy: 21 MPGge Market: Taxis Vehicle type: Unknown/Other Percentage from coalition: 100% National Clean Fleets Partnership: No						

Fleet/Station Name	Vehicle Class	Fuel	Number of Vehicles	Fuel Used	GGE Reduced	GHG Reduced
Revere Gas	Light-Duty	Biodiesel (20%)	5	75% of time	408 gal	3.7 tons
Miles traveled per vehicle: 11,318 mi Average vehicle fuel economy: 23 MPG Market: General/Unknown Vehicle type: Unknown/Other Percentage from coalition: 100% National Clean Fleets Partnership: No						
Reynolds Community College	Light-Duty	E85	3	50% of time	704 gal	2.7 tons
Miles traveled per vehicle: 11,788 mi Average vehicle fuel economy: 15 MPG Market: Government - Local Vehicle type: Car Percentage from coalition: 100% National Clean Fleets Partnership: No						
Richmond Department of Public Utilities	Light-Duty	CNG	45	100% of time	25,260 gal	32.7 tons
Miles traveled per vehicle: 11,788 mi Average vehicle fuel economy: 21 MPGge Market: Government - Local Vehicle type: Car Percentage from coalition: 100% National Clean Fleets Partnership: No						
Roanoke County Public Schools	Heavy-Duty	Biodiesel (20%)	143	75% of time	47,468 gal	415.7 tons
Miles traveled per vehicle: 12,000 mi Average vehicle fuel economy: 6 MPG Market: Government - Local Vehicle type: Bus: School Percentage from coalition: 100% National Clean Fleets Partnership: No						
Sandy Springs - GA	Light-Duty	Propane	55	85% of time	6,750 gal	9.5 tons
Miles traveled per vehicle: 15,160 mi Average vehicle fuel economy: 21 MPGge Market: Government - Local Vehicle type: Patrol Car Percentage from coalition: 20% National Clean Fleets Partnership: No						
Schwan's Home Service	Heavy-Duty	Propane	66	313,325 gal	213,468 gal	83.7 tons
Market: Corporate Fleet Vehicle type: Truck: No Trailer Percentage from coalition: 100% National Clean Fleets Partnership: Yes						
Shenandoah National Park	Heavy-Duty	Biodiesel (20%)	65	25% of time	14,273 gal	125.0 tons
Miles traveled per vehicle: 23,814 mi Average vehicle fuel economy: 6 MPG Market: National Parks Vehicle type: Unknown/Other Percentage from coalition: 100% National Clean Fleets Partnership: No						
Spotsylvania County	Heavy-Duty	Propane	5	100% of time	21,958 gal	8.6 tons
Miles traveled per vehicle: 23,814 mi Average vehicle fuel economy: 6 MPGde Market: Government - Local Vehicle type: Unknown/Other Percentage from coalition: 100% National Clean Fleets Partnership: No						

Fleet/Station Name	Vehicle Class	Fuel	Number of Vehicles	Fuel Used	GGE Reduced	GHG Reduced
Spotsylvania County	Light-Duty	E85	93	25% of time	10,578 gal	41.3 tons
Miles traveled per vehicle: 11,432 mi Average vehicle fuel economy: 15 MPG Market: Government - Local Vehicle type: Unknown/Other Percentage from coalition: 100% National Clean Fleets Partnership: No						
Spotsylvania County	Light-Duty	Propane	31	85% of time	19,022 gal	26.9 tons
Miles traveled per vehicle: 15,160 mi Average vehicle fuel economy: 21 MPGge Market: Government - Local Vehicle type: Patrol Car Percentage from coalition: 100% National Clean Fleets Partnership: No						
State Farm Insurance	Light-Duty	E85	267	25% of time	27,631 gal	107.8 tons
Miles traveled per vehicle: 11,788 mi Average vehicle fuel economy: 17 MPG Market: Corporate Fleet Vehicle type: Car Percentage from coalition: 100% National Clean Fleets Partnership: No						
SuperValu	Heavy-Duty	Biodiesel (20%)	105	25% of time	23,056 gal	201.9 tons
Miles traveled per vehicle: 23,814 mi Average vehicle fuel economy: 6 MPG Market: General/Unknown Vehicle type: Unknown/Other Percentage from coalition: 100% National Clean Fleets Partnership: No						
SuperValu	Heavy-Duty	CNG	65	1,000,000 GGE	900,000 gal	757.8 tons
Market: Corporate Fleet Vehicle type: Truck: Semi-trailer Percentage from coalition: 100% National Clean Fleets Partnership: No						
TFC Recycling	Heavy-Duty	CNG	32	100% of time	295,058 gal	248.4 tons
Miles traveled per vehicle: 25,000 mi Average vehicle fuel economy: 3 MPGde Market: Corporate Fleet Vehicle type: Truck: Refuse Percentage from coalition: 100% National Clean Fleets Partnership: No						
Transport Plus	Heavy-Duty	Biodiesel (20%)	2	75% of time	1,317 gal	11.5 tons
Miles traveled per vehicle: 23,814 mi Average vehicle fuel economy: 6 MPG Market: Corporate Fleet Vehicle type: Unknown/Other Percentage from coalition: 100% National Clean Fleets Partnership: No						
Transport Plus	Heavy-Duty	CNG	3	100% of time	13,175 gal	11.1 tons
Miles traveled per vehicle: 23,814 mi Average vehicle fuel economy: 6 MPGde Market: Corporate Fleet Vehicle type: Unknown/Other Percentage from coalition: 100% National Clean Fleets Partnership: No						

Fleet/Station Name	Vehicle Class	Fuel	Number of Vehicles	Fuel Used	GGE Reduced	GHG Reduced
Transport Plus	Light-Duty	Biodiesel (20%)	2	75% of time	165 gal	1.5 tons
Miles traveled per vehicle: 11,432 mi Average vehicle fuel economy: 23 MPG Market: Corporate Fleet Vehicle type: Unknown/Other Percentage from coalition: 100% National Clean Fleets Partnership: No						
Transport Plus	Light-Duty	CNG	2	100% of time	1,132 gal	1.5 tons
Miles traveled per vehicle: 11,318 mi Average vehicle fuel economy: 20 MPGge Market: General/Unknown Vehicle type: Unknown/Other Percentage from coalition: 100% National Clean Fleets Partnership: No						
University of Virginia - Facilities	Heavy-Duty	Biodiesel (20%)	30	75% of time	19,762 gal	173.1 tons
Miles traveled per vehicle: 23,814 mi Average vehicle fuel economy: 6 MPG Market: Government - Local Vehicle type: Unknown/Other Percentage from coalition: 100% National Clean Fleets Partnership: No						
University of Virginia - Facilities	Light-Duty	Biodiesel (20%)	20	75% of time	1,650 gal	15.1 tons
Miles traveled per vehicle: 11,432 mi Average vehicle fuel economy: 23 MPG Market: Government - Local Vehicle type: Unknown/Other Percentage from coalition: 100% National Clean Fleets Partnership: No						
University of Virginia - Facilities	Light-Duty	Propane	2	100% of time	1,089 gal	1.5 tons
Miles traveled per vehicle: 11,432 mi Average vehicle fuel economy: 21 MPGge Market: Government - Local Vehicle type: Unknown/Other Percentage from coalition: 100% National Clean Fleets Partnership: No						
University of Virginia - Transportation	Heavy-Duty	Biodiesel (20%)	34	75% of time	22,397 gal	196.1 tons
Miles traveled per vehicle: 23,814 mi Average vehicle fuel economy: 6 MPG Market: Government - Local Vehicle type: Unknown/Other Percentage from coalition: 100% National Clean Fleets Partnership: No						
University of Virginia - Transportation	Light-Duty	E85	2	100% of time	938 gal	3.7 tons
Miles traveled per vehicle: 11,788 mi Average vehicle fuel economy: 15 MPG Market: Government - Local Vehicle type: Car Percentage from coalition: 100% National Clean Fleets Partnership: No						
UPS CNG	Heavy-Duty	CNG	60	148,856 GGE	133,970 gal	112.8 tons
Market: Corporate Fleet Vehicle type: Unknown/Other Percentage from coalition: 100% National Clean Fleets Partnership: Yes						

*This includes class 4-6 package delivery trucks and class 7-8 tractors*

Fleet/Station Name	Vehicle Class	Fuel	Number of Vehicles	Fuel Used	GGE Reduced	GHG Reduced
US Air Force	Heavy-Duty	Biodiesel (20%)	162	75% of time	78,969 gal	691.5 tons
Miles traveled per vehicle: 23,814 mi Average vehicle fuel economy: 6 MPG Market: Government - State Vehicle type: Unknown/Other Percentage from coalition: 74% National Clean Fleets Partnership: No						
US Air Force	Light-Duty	Biodiesel (20%)	43	75% of time	2,625 gal	24.0 tons
Miles traveled per vehicle: 11,432 mi Average vehicle fuel economy: 23 MPG Market: Government - State Vehicle type: Unknown/Other Percentage from coalition: 74% National Clean Fleets Partnership: No						
US Air Force	Light-Duty	CNG	6	100% of time	2,417 gal	3.1 tons
Miles traveled per vehicle: 11,432 mi Average vehicle fuel economy: 21 MPGge Market: Government - State Vehicle type: Unknown/Other Percentage from coalition: 74% National Clean Fleets Partnership: No						
US Air Force	Light-Duty	E85	55	100% of time	18,517 gal	72.2 tons
Miles traveled per vehicle: 11,432 mi Average vehicle fuel economy: 15 MPG Market: Government - State Vehicle type: Unknown/Other Percentage from coalition: 74% National Clean Fleets Partnership: No						
US Army - Ft. Eustis	Light-Duty	Biodiesel (20%)	45	75% of time	2,747 gal	25.1 tons
Miles traveled per vehicle: 11,432 mi Average vehicle fuel economy: 23 MPG Market: Government - State Vehicle type: Unknown/Other Percentage from coalition: 74% National Clean Fleets Partnership: No						
US Army - Ft. Eustis	Light-Duty	E85	92	50% of time	15,487 gal	60.4 tons
Miles traveled per vehicle: 11,432 mi Average vehicle fuel economy: 15 MPG Market: Government - State Vehicle type: Unknown/Other Percentage from coalition: 74% National Clean Fleets Partnership: No						
US Army - Ft. Lee	Heavy-Duty	Biodiesel (20%)	2	75% of time	468 gal	4.1 tons
Miles traveled per vehicle: 11,432 mi Average vehicle fuel economy: 6 MPG Market: Government - State Vehicle type: Unknown/Other Percentage from coalition: 74% National Clean Fleets Partnership: No						
US Army - Ft. Lee	Light-Duty	CNG	2	85% of time	712 gal	0.9 tons
Miles traveled per vehicle: 11,318 mi Average vehicle fuel economy: 20 MPGge Market: General/Unknown Vehicle type: Unknown/Other Percentage from coalition: 74% National Clean Fleets Partnership: No						

Fleet/Station Name	Vehicle Class	Fuel	Number of Vehicles	Fuel Used	GGE Reduced	GHG Reduced
US Army - Ft. Lee	Light-Duty	E85	175	50% of time	29,459 gal	114.9 tons
Miles traveled per vehicle: 11,432 mi Average vehicle fuel economy: 15 MPG Market: Government - State Vehicle type: Unknown/Other Percentage from coalition: 74% National Clean Fleets Partnership: No						
US Navy	Heavy-Duty	Biodiesel (20%)	538	75% of time	262,256 gal	2,296.6 tons
Miles traveled per vehicle: 23,814 mi Average vehicle fuel economy: 6 MPG Market: Government - State Vehicle type: Unknown/Other Percentage from coalition: 74% National Clean Fleets Partnership: No						
US Navy	Light-Duty	Biodiesel (20%)	211	75% of time	14,665 gal	134.2 tons
Miles traveled per vehicle: 11,318 mi Average vehicle fuel economy: 20 MPG Market: General/Unknown Vehicle type: Unknown/Other Percentage from coalition: 74% National Clean Fleets Partnership: No						
US Navy	Light-Duty	CNG	1	100% of time	403 gal	0.5 tons
Miles traveled per vehicle: 11,432 mi Average vehicle fuel economy: 21 MPGe Market: Government - State Vehicle type: Unknown/Other Percentage from coalition: 74% National Clean Fleets Partnership: No						
US Navy	Light-Duty	E85	2,285	70% of time	538,517 gal	2,100.8 tons
Miles traveled per vehicle: 11,432 mi Average vehicle fuel economy: 15 MPG Market: Government - State Vehicle type: Unknown/Other Percentage from coalition: 74% National Clean Fleets Partnership: No						
Van Go Transportation Service	Light-Duty	Propane	51	85% of time	42,182 gal	59.6 tons
Miles traveled per vehicle: 14,596 mi Average vehicle fuel economy: 15 MPGe Market: Corporate Fleet Vehicle type: Pickup/SUV/Van Percentage from coalition: 100% National Clean Fleets Partnership: No						
Veolia Baltimore, MD	Light-Duty	Propane	52	85% of time	24,811 gal	35.1 tons
Miles traveled per vehicle: 11,788 mi Average vehicle fuel economy: 21 MPGe Market: Airport Vehicle type: Car Percentage from coalition: 100% National Clean Fleets Partnership: No						
Veolia Denver, CO	Light-Duty	Propane	100	85% of time	23,857 gal	33.7 tons
Miles traveled per vehicle: 11,788 mi Average vehicle fuel economy: 21 MPGe Market: Airport Vehicle type: Car Percentage from coalition: 50% National Clean Fleets Partnership: No						



Fleet/Station Name	Vehicle Class	Fuel	Number of Vehicles	Fuel Used	GGE Reduced	GHG Reduced
Veolia Jacksonville, FL	Light-Duty	Propane	100	85% of time	47,713 gal	67.4 tons
Miles traveled per vehicle: 11,788 mi Average vehicle fuel economy: 21 MPGge Market: Airport Vehicle type: Car Percentage from coalition: 100% National Clean Fleets Partnership: No						
Veolia Pittsburgh, PA	Light-Duty	Propane	50	85% of time	23,857 gal	33.7 tons
Miles traveled per vehicle: 11,788 mi Average vehicle fuel economy: 21 MPGge Market: Airport Vehicle type: Car Percentage from coalition: 100% National Clean Fleets Partnership: No						
Villa Rica - GA	Light-Duty	Propane	11	85% of time	1,350 gal	1.9 tons
Miles traveled per vehicle: 15,160 mi Average vehicle fuel economy: 21 MPGge Market: Government - Local Vehicle type: Patrol Car Percentage from coalition: 20% National Clean Fleets Partnership: No						
Virginia Beach - Schools	Heavy-Duty	Biodiesel (20%)	819	75% of time	271,859 gal	2,380.7 tons
Miles traveled per vehicle: 12,000 mi Average vehicle fuel economy: 6 MPG Market: Government - Local Vehicle type: Bus: School Percentage from coalition: 100% National Clean Fleets Partnership: No						
Virginia Beach - Schools	Heavy-Duty	CNG	4	100% of time	8,852 gal	7.5 tons
Miles traveled per vehicle: 12,000 mi Average vehicle fuel economy: 6 MPGde Market: Government - Local Vehicle type: Bus: School Percentage from coalition: 100% National Clean Fleets Partnership: No						
Virginia Beach - Schools	Light-Duty	Biodiesel (20%)	3	75% of time	255 gal	2.3 tons
Miles traveled per vehicle: 11,788 mi Average vehicle fuel economy: 23 MPG Market: Government - Local Vehicle type: Car Percentage from coalition: 100% National Clean Fleets Partnership: No						
Virginia Beach - Schools	Light-Duty	CNG	1	100% of time	561 gal	0.7 tons
Miles traveled per vehicle: 11,788 mi Average vehicle fuel economy: 21 MPGge Market: Government - Local Vehicle type: Car Percentage from coalition: 100% National Clean Fleets Partnership: No						
Virginia Commonwealth University	Heavy-Duty	Propane	7	100% of time	23,056 gal	9.0 tons
Miles traveled per vehicle: 23,814 mi Average vehicle fuel economy: 8 MPGde Market: General/Unknown Vehicle type: Unknown/Other Percentage from coalition: 100% National Clean Fleets Partnership: No						



Fleet/Station Name	Vehicle Class	Fuel	Number of Vehicles	Fuel Used	GGE Reduced	GHG Reduced
Virginia Commonwealth University	Light-Duty	CNG	1	85% of time	361 gal	0.5 tons
Miles traveled per vehicle: 11,318 mi Average vehicle fuel economy: 20 MPGge Market: Government - State Vehicle type: Unknown/Other Percentage from coalition: 75% National Clean Fleets Partnership: No						
Virginia Commonwealth University	Light-Duty	E85	60	25% of time	3,801 gal	14.8 tons
Miles traveled per vehicle: 11,318 mi Average vehicle fuel economy: 20 MPG Market: Government - State Vehicle type: Unknown/Other Percentage from coalition: 75% National Clean Fleets Partnership: No						
Virginia Department of Environmental Quality	Light-Duty	E85	51	40% of time	7,082 gal	27.6 tons
Miles traveled per vehicle: 11,788 mi Average vehicle fuel economy: 15 MPG Market: Government - State Vehicle type: Car Percentage from coalition: 74% National Clean Fleets Partnership: No						
Virginia Department of General Services	Light-Duty	Biodiesel (20%)	4	75% of time	278 gal	2.5 tons
Miles traveled per vehicle: 11,318 mi Average vehicle fuel economy: 20 MPG Market: Government - State Vehicle type: Unknown/Other Percentage from coalition: 74% National Clean Fleets Partnership: No						
Virginia Department of General Services	Light-Duty	CNG	21	100% of time	8,723 gal	11.3 tons
Miles traveled per vehicle: 11,788 mi Average vehicle fuel economy: 21 MPGge Market: Government - State Vehicle type: Car Percentage from coalition: 74% National Clean Fleets Partnership: No						
Virginia Department of General Services	Light-Duty	E85	3,066	60% of time	638,641 gal	2,491.3 tons
Miles traveled per vehicle: 11,788 mi Average vehicle fuel economy: 15 MPG Market: Government - State Vehicle type: Car Percentage from coalition: 74% National Clean Fleets Partnership: No						
Virginia Department of General Services	Light-Duty	Propane	5	85% of time	1,695 gal	2.4 tons
Miles traveled per vehicle: 11,318 mi Average vehicle fuel economy: 21 MPGge Market: Government - State Vehicle type: Unknown/Other Percentage from coalition: 74% National Clean Fleets Partnership: No						

Fleet/Station Name	Vehicle Class	Fuel	Number of Vehicles	Fuel Used	GGE Reduced	GHG Reduced
Virginia Department of Transportation	Light-Duty	E85	158	40% of time	18,690 gal	72.9 tons
Miles traveled per vehicle: 11,432 mi Average vehicle fuel economy: 15 MPG Market: Government - State Vehicle type: Unknown/Other Percentage from coalition: 65% National Clean Fleets Partnership: No						
Virginia Department of Transportation	Light-Duty	Propane	10	50% of time	1,725 gal	2.4 tons
Miles traveled per vehicle: 10,614 mi Average vehicle fuel economy: 20 MPGge Market: Government - State Vehicle type: Car Percentage from coalition: 65% National Clean Fleets Partnership: No						
Virginia Eagle Distributing	Light-Duty	E85	75	25% of time	9,429 gal	36.8 tons
Miles traveled per vehicle: 10,951 mi Average vehicle fuel economy: 13 MPG Market: Corporate Fleet Vehicle type: Pickup/SUV/Van Percentage from coalition: 100% National Clean Fleets Partnership: No						
Virginia International Terminals	Heavy-Duty	Biodiesel (20%)	103	75% of time	32,572 gal	285.2 tons
Miles traveled per vehicle: 11,432 mi Average vehicle fuel economy: 6 MPG Market: Airport Vehicle type: Unknown/Other Percentage from coalition: 100% National Clean Fleets Partnership: No						
Virginia International Terminals	Light-Duty	E85	10	25% of time	1,137 gal	4.4 tons
Miles traveled per vehicle: 11,432 mi Average vehicle fuel economy: 15 MPG Market: Airport Vehicle type: Unknown/Other Percentage from coalition: 100% National Clean Fleets Partnership: No						
Virginia International Terminals	Light-Duty	Propane	90	100% of time	48,994 gal	69.3 tons
Miles traveled per vehicle: 11,432 mi Average vehicle fuel economy: 21 MPGge Market: Airport Vehicle type: Unknown/Other Percentage from coalition: 100% National Clean Fleets Partnership: No						
Virginia Natural Gas	Light-Duty	CNG	35	100% of time	19,807 gal	25.7 tons
Miles traveled per vehicle: 11,318 mi Average vehicle fuel economy: 20 MPGge Market: General/Unknown Vehicle type: Unknown/Other Percentage from coalition: 100% National Clean Fleets Partnership: No						
Virginia Natural Gas	Light-Duty	E85	44	25% of time	4,955 gal	19.3 tons
Miles traveled per vehicle: 11,318 mi Average vehicle fuel economy: 15 MPG Market: General/Unknown Vehicle type: Unknown/Other Percentage from coalition: 100% National Clean Fleets Partnership: No						

Fleet/Station Name	Vehicle Class	Fuel	Number of Vehicles	Fuel Used	GGE Reduced	GHG Reduced
Virginia Natural Gas	Light-Duty	Propane	1	50% of time	354 gal	0.5 tons
Miles traveled per vehicle: 10,614 mi Average vehicle fuel economy: 15 MPGge Market: General/Unknown Vehicle type: Car Percentage from coalition: 100% National Clean Fleets Partnership: No						
Virginia Premier Health Care	Light-Duty	CNG	6	100% of time	3,234 gal	4.2 tons
Miles traveled per vehicle: 11,318 mi Average vehicle fuel economy: 21 MPGge Market: Government - Local Vehicle type: Unknown/Other Percentage from coalition: 100% National Clean Fleets Partnership: No						
Virginia Premier Health Care	Light-Duty	Propane	22	85% of time	10,180 gal	14.4 tons
Miles traveled per vehicle: 11,432 mi Average vehicle fuel economy: 21 MPGge Market: General/Unknown Vehicle type: Unknown/Other Percentage from coalition: 100% National Clean Fleets Partnership: No						
Virginia Tech - Facilities	Light-Duty	E85	329	20% of time	30,869 gal	120.4 tons
Miles traveled per vehicle: 11,788 mi Average vehicle fuel economy: 15 MPG Market: Government - Local Vehicle type: Car Percentage from coalition: 100% National Clean Fleets Partnership: No						
Washington & Lee University	Light-Duty	E85	2	25% of time	227 gal	0.9 tons
Miles traveled per vehicle: 11,432 mi Average vehicle fuel economy: 15 MPG Market: General/Unknown Vehicle type: Unknown/Other Percentage from coalition: 100% National Clean Fleets Partnership: No						
Waste Management CNG	Heavy-Duty	CNG	29	243,827 GGE	219,445 gal	184.8 tons
Market: Corporate Fleet Vehicle type: Truck: Refuse Percentage from coalition: 100% National Clean Fleets Partnership: Yes						
Williamsburg Area Transit Authority	Heavy-Duty	CNG	16	100% of time	91,351 gal	76.9 tons
Miles traveled per vehicle: 36,424 mi Average vehicle fuel economy: 6 MPGde Market: Government - Local Vehicle type: Bus: Transit Percentage from coalition: 85% National Clean Fleets Partnership: No						

Fleet/Station Name	Vehicle Class	Fuel	Number of Vehicles	Fuel Used	GGE Reduced	GHG Reduced
York County	Light-Duty	E85	44	25% of time	5,161 gal	20.1 tons
Miles traveled per vehicle: 11,788 mi Average vehicle fuel economy: 15 MPG Market: Government - Local Vehicle type: Car Percentage from coalition: 100% National Clean Fleets Partnership: No						
<b>Total:</b>			<b>58,355</b>		<b>14,687,605 gal</b>	<b>60,804 tons</b>

## Electric, Hybrid & Plug-in Vehicles

Fleet/Station Name	Vehicle Class	Fuel	Number of Vehicles	GGE Reduced	GHG Reduced
Hampton Roads HDV HEV Fleets	Heavy-Duty	HEV	40	79,244 gal	976.1 tons
Average vehicle fuel economy: 15 MPG Miles traveled per vehicle per year: 16,000 mi Market: General/Unknown Vehicle type: Unknown/Other Percentage from coalition: 100% National Clean Fleets Partnership: No					
Hampton Roads LDV EV Fleets	Light-Duty	Electric	260	165,036 gal	857.8 tons
Miles traveled per vehicle per year: 10,614 mi Market: General/Unknown Vehicle type: Car Percentage from coalition: 100% National Clean Fleets Partnership: No					
Hampton Roads LDV HEV Fleets	Light-Duty	HEV	456	101,968 gal	1,256.0 tons
Average vehicle fuel economy: 45 MPG Miles traveled per vehicle per year: 10,614 mi Market: General/Unknown Vehicle type: Car Percentage from coalition: 100% National Clean Fleets Partnership: No					
Other Registered Electric Vehicles Virginia	Light-Duty	Electric	367	168,629 gal	876.5 tons
Miles traveled per vehicle per year: 10,614 mi Market: General/Unknown Vehicle type: Unknown/Other Percentage from coalition: 100% National Clean Fleets Partnership: No					
<i>This is a total of registered electric vehicles in Virginia other than those that were reported elsewhere. This represents 20% of the 1,837 total electric vehicles in Virginia that are due to Virginia Clean Cities' outreach efforts.</i>					
Other Registered Hybrid Electric Vehicles	Light-Duty	HEV	8,050	1,999,197 gal	24,625.6 tons
Average vehicle fuel economy: 45 MPG Miles traveled per vehicle per year: 11,788 mi Market: General/Unknown Vehicle type: Car Percentage from coalition: 100% National Clean Fleets Partnership: No					
<i>This is a listing of other Virginia hybrids including citizen deployments that are not captured in other areas of this report. This represents 7% of the 115,001 total hybrid electric vehicles in Virginia that are due to Virginia Clean Cities' outreach efforts.</i>					
Other Register Plug-In Hybrid Electric Vehicles	Light-Duty	PHEV	160	36,871 gal	211.7 tons
Average vehicle fuel economy: 45 MPG Miles traveled per vehicle per year: 11,244 mi Market: General/Unknown Vehicle type: Car Percentage from coalition: 100% National Clean Fleets Partnership: No					
<i>This is a listing of other Virginia plug-in hybrids including citizen deployments that are not captured in other areas of this report. This represents 7% of the 2,282 total plug-in hybrid electric vehicles in Virginia that are due to Virginia Clean Cities' outreach efforts.</i>					

Fleet/Station Name	Vehicle Class	Fuel	Number of Vehicles	GGE Reduced	GHG Reduced
Rest of Virginia HDV HEV Fleets Average vehicle fuel economy: 45 MPG Miles traveled per vehicle per year: 30,000 mi Market: General/Unknown Vehicle type: Unknown/Other Percentage from coalition: 100% National Clean Fleets Partnership: No	Heavy-Duty	HEV	14	72,658 gal	895.0 tons
Rest of Virginia LDV EV Fleets Miles traveled per vehicle per year: 10,614 mi Market: General/Unknown Vehicle type: Car Percentage from coalition: 100% National Clean Fleets Partnership: No	Light-Duty	Electric	78	50,175 gal	260.8 tons
Rest of Virginia LDV HEV Fleets Average vehicle fuel economy: 45 MPG Miles traveled per vehicle per year: 10,614 mi Market: General/Unknown Vehicle type: Car Percentage from coalition: 100% National Clean Fleets Partnership: No	Light-Duty	HEV	141	31,530 gal	388.4 tons
Richmond HDV HEV Fleets Average vehicle fuel economy: 15 MPG Miles traveled per vehicle per year: 18,000 mi Market: General/Unknown Vehicle type: Unknown/Other Percentage from coalition: 100% National Clean Fleets Partnership: No	Heavy-Duty	HEV	2	4,457 gal	54.9 tons
Richmond LDV EV Fleets Miles traveled per vehicle per year: 10,614 mi Market: General/Unknown Vehicle type: Car Percentage from coalition: 100% National Clean Fleets Partnership: No	Light-Duty	Electric	105	67,544 gal	351.1 tons
Richmond LDV HEV Fleets Average vehicle fuel economy: 45 MPG Miles traveled per vehicle per year: 10,614 mi Market: General/Unknown Vehicle type: Car Percentage from coalition: 100% National Clean Fleets Partnership: No	Light-Duty	HEV	152	33,989 gal	418.7 tons
<b>Total:</b>			<b>9,825</b>	<b>2,811,299 gal</b>	<b>31,172 tons</b>

## Off-Road Vehicles

Fleet Name	Application	Method	Fuel	Number of Vehicles	GGE Reduced	GHG Reduced
Belmont Golf Course Fuel used: 50,000 kWh Percentage from coalition: 100% National Clean Fleets Partnership: No	Recreational equipment	Alternative fuel or vehicles	Electric	61	4,245 gal	17.0 tons
City of Norfolk Fuel used: 11,200 kWh Percentage from coalition: 100% National Clean Fleets Partnership: No	Forklifts	Alternative fuel or vehicles	Electric	2	951 gal	3.8 tons

Fleet Name	Application	Method	Fuel	Number of Vehicles	GGE Reduced	GHG Reduced
City of Norfolk	Forklifts	Alternative fuel or vehicles	Propane	16	10,901 gal	4.3 tons
Fuel used: 16,000 gal Percentage from coalition: 100% National Clean Fleets Partnership: No						
College of William and Mary	Recreational equipment	Alternative fuel or vehicles	Electric	10	679 gal	2.7 tons
Fuel used: 8,000 kWh Percentage from coalition: 100% National Clean Fleets Partnership: No						
James Madison University	Landscaping and lawn equipment	Alternative fuel or vehicles	Propane	4	4,905 gal	1.9 tons
Fuel used: 7,200 gal Percentage from coalition: 100% National Clean Fleets Partnership: No						
Norfolk Botanical Gardens	Recreational equipment	Alternative fuel or vehicles	Electric	39	2,123 gal	8.5 tons
Fuel used: 25,000 kWh Percentage from coalition: 100% National Clean Fleets Partnership: No						
Shenandoah National Park	Landscaping and lawn equipment	Alternative fuel or vehicles	Propane	12	5,450 gal	2.1 tons
Fuel used: 8,000 gal Percentage from coalition: 100% National Clean Fleets Partnership: No						
Virginia Beach City Public Schools	Recreational equipment	Alternative fuel or vehicles	Electric	45	3,056 gal	12.2 tons
Fuel used: 36,000 kWh Percentage from coalition: 100% National Clean Fleets Partnership: No						
Virginia Beach City Public Schools	Forklifts	Alternative fuel or vehicles	Propane	2	1,499 gal	0.6 tons
Fuel used: 2,200 gal Percentage from coalition: 100% National Clean Fleets Partnership: No						
Virginia Dominion Power	Forklifts	Alternative fuel or vehicles	Propane	36	20,439 gal	8.0 tons
Fuel used: 30,000 gal Percentage from coalition: 100% National Clean Fleets Partnership: No						
Virginia Eagle Distributing	Forklifts	Alternative fuel or vehicles	Electric	30	2,547 gal	10.2 tons
Fuel used: 30,000 kWh Percentage from coalition: 100% National Clean Fleets Partnership: No						
<b>Total:</b>				<b>257</b>	<b>56,795 gal</b>	<b>71 tons</b>

# FUEL ECONOMY

## Fuel Economy Improvements

Fleet Name	Previous Fuel	Current Fuel	Number of Vehicles	Miles Traveled per Vehicle	GGE Reduced	GHG Reduced
Henrico County Method: Vehicle - Smaller Vehicle class: Light-Duty Market: Government - Local Vehicle type: Pickup/SUV/Van Percentage from coalition: 100% National Clean Fleets Partnership: No	16 MPG	22 MPG	132	11,432 mi	25,722 gal	316.8 tons
Luck Stone Method: Vehicle - More efficient Vehicle class: Heavy-Duty Market: Corporate Fleet Vehicle type: Truck: No Trailer Percentage from coalition: 100% National Clean Fleets Partnership: No	3 MPG	4 MPG	11	100,000 mi	101,426 gal	1,257.7 tons
Virginia Green Operator Vehicles Method: Vehicle - More efficient Vehicle class: Heavy-Duty Market: General/Unknown Vehicle type: Truck: Semi-trailer Percentage from coalition: 100% National Clean Fleets Partnership: No	4 MPG	6 MPG	330	60,000 mi	1,825,674 gal	22,638.7 tons
<b>Total:</b>			<b>473</b>	<b>171,432 mi</b>	<b>1,952,822 gal</b>	<b>24,213 tons</b>

## Vehicle Miles Traveled Reductions

Fleet Name	Method	Vehicle Class	GGE Reduced	GHG Reduced
Total Virginia Green Fleet Bikes Fuel: Gasoline Fuel economy: 25 MPG Number of vehicles: 70 VMT reduction per vehicle: 600 mi Percentage from coalition: 100% National Clean Fleets Partnership: No <i>This represents fleet bikes used to replace car trips.</i>	Non-motorized locomotion (e.g., bicycles)	Light-Duty	1,680 gal	20.7 tons
<b>Total:</b>			<b>1,680 gal</b>	<b>21 tons</b>

## IDLE REDUCTION

### Truck Stop Electrification

Project Name	Number of Bays	Usage per Bay	GGE Reduced	GHG Reduced
IdleAir	53	3,650 hrs/year	214,046 gal	2,288.0 tons
Percentage from coalition: 100%				
National Clean Fleets Partnership: No				
<b>Total:</b>	<b>53</b>		<b>214,046 gal</b>	<b>2,288 tons</b>

### Idle Reduction

Project Name	Number of Vehicles	Idling Reduced per Vehicle	Fuel Saved per Vehicle	GGE Reduced	GHG Reduced
Albemarle County Public Schools	14	59 mins/day 365 days/year	0 gal/hr	2,224 gal	27.6 tons
Type of project: Direct-fire heater					
Type of vehicle: School Bus					
Percentage from coalition: 100%					
National Clean Fleets Partnership: No					
Virginia Beach Public Schools	10	59 mins/day 365 days/year	0 gal/hr	1,589 gal	19.7 tons
Type of project: Direct-fire heater					
Type of vehicle: School Bus					
Percentage from coalition: 100%					
National Clean Fleets Partnership: No					
<b>Total:</b>	<b>24</b>			<b>3,812 gal</b>	<b>47 tons</b>

## FUEL STATIONS

### New Stations

Fuel	Public Stations	Private Stations
Biodiesel	0	3
CNG - Compressed Natural Gas	0	1
E85 - 85% Ethanol	1	1
Electric Charging Outlets	131	22
Hydrogen	0	0
LNG - Liquefied Natural Gas	0	0
Propane	6	2
<b>Total:</b>	<b>138</b>	<b>29</b>

## OUTREACH ACTIVITIES

Activity Name	Dates	Activity Type	Percentage from Coalition	Persons Reached
Biofuel Workshop	01/30/2015	Workshop held by coalition	100%	35
Technology: Biodiesel, E85				
Audience: General Public, Government, Private Fleets, Transit, Utility, Other				
Clean Energy Lobby Day	02/03/2015	Meeting - Other	25%	40
Technology: Biodiesel, E85, Electric vehicles, Hybrid electric vehicles, Hydrogen, Natural gas vehicles, Propane				
Audience: Government				



Activity Name	Dates	Activity Type	Percentage from Coalition	Persons Reached
Mac's Service Center DCFC Opening <b>Technology:</b> Electric vehicles, Hybrid electric vehicles <b>Audience:</b> General Public, Private Fleets, Other	02/04/2015	Meeting - Other	100%	30
Virginia Assoc. of School Business Officials <b>Technology:</b> Biodiesel, E85, Electric vehicles, Hybrid electric vehicles, Hydrogen, Natural gas vehicles, Propane <b>Audience:</b> Other	02/06/2015	Conference participation	25%	40
Energy Independence Summit <b>Technology:</b> Biodiesel, Electric vehicles, Hybrid electric vehicles, Natural gas vehicles, Propane <b>Audience:</b> General Public, Government, Private Fleets	02/24/2015	Conference participation	10%	200
CNG & LPG Vehicle & Information Showcase <b>Technology:</b> Natural gas vehicles, Propane <b>Audience:</b> General Public, Private Fleets, Waste	03/12/2015, 03/18/2015, 03/24/2015, 04/08/2015	Conference participation	15%	250
VA Private College Presidents Meeting <b>Technology:</b> Electric vehicles, Natural gas vehicles, Propane <b>Audience:</b> Other	03/24/2015	Meeting - Other	100%	10
JMU Student Panel <b>Technology:</b> Electric vehicles, Natural gas vehicles, Propane <b>Audience:</b> General Public, Other	03/25/2015	Meeting - Other	30%	30
2015 Rally at the Raceway <b>Technology:</b> Biodiesel, E85, Electric vehicles, Hybrid electric vehicles, Natural gas vehicles, Propane <b>Audience:</b> Airport, Delivery, General Public, Government, Private Fleets, Transit, Utility, Waste, Other	03/26/2015	Meeting - Stakeholder	100%	175
VCC Charger Ribbon Cutting <b>Technology:</b> Electric vehicles, Hybrid electric vehicles <b>Audience:</b> General Public, Government, Private Fleets, Other	04/08/2015	Media Event	100%	35
Energy & Sustainability Conference <b>Technology:</b> Biodiesel, E85, Electric vehicles, Hybrid electric vehicles, Hydrogen, Natural gas vehicles, Propane <b>Audience:</b> General Public, Government, Private Fleets, Transit, Utility, Other	04/14/2015	Conference participation	25%	300
Harrisonburg Rotary <b>Technology:</b> Biodiesel, E85, Electric vehicles, Hydrogen, Natural gas vehicles, Propane <b>Audience:</b> General Public, Other	04/20/2015	Meeting - Other	90%	60
Governor's Earth Day Event <b>Technology:</b> Electric vehicles, Natural gas vehicles, Propane <b>Audience:</b> Government	04/22/2015	Meeting - Other	5%	10
Staunton DC Fast Charger Event <b>Technology:</b> Electric vehicles, Hybrid electric vehicles <b>Audience:</b> General Public, Government, Other	04/22/2015	Media Event	100%	35
New Town Williamsburg DC Fast Charger Ribbon Cutting <b>Technology:</b> Electric vehicles <b>Audience:</b> General Public, Government, Transit	04/23/2015	Media Event	100%	35
ACT Expo <b>Technology:</b> Biodiesel, E85, Electric vehicles, Hydrogen, Natural gas vehicles <b>Audience:</b> General Public, Government, Private Fleets, Other	05/04/2015, 05/05/2015	Conference participation	25%	100

Activity Name	Dates	Activity Type	Percentage from Coalition	Persons Reached
June Stakeholder Meeting <b>Technology:</b> Biodiesel, E85, Electric vehicles, Hydrogen, Natural gas vehicles, Propane <b>Audience:</b> General Public, Government, Private Fleets, Transit, Other	06/04/2015	Meeting - Stakeholder	100%	55
Department of Energy Merit Review <b>Technology:</b> Hydrogen <b>Audience:</b> Government	06/11/2015	Conference participation	25%	35
Rockingham County Rotary <b>Technology:</b> Biodiesel, E85, Electric vehicles, Hydrogen, Natural gas vehicles, Propane <b>Audience:</b> General Public	06/16/2015	Meeting - Other	90%	50
NASEO Conference - Williamsburg <b>Technology:</b> Biodiesel, E85, Electric vehicles, Hybrid electric vehicles, Hydrogen, Natural gas vehicles, Propane <b>Audience:</b> Government	06/23/2015	Conference participation	25%	30
100 Best Fleets <b>Technology:</b> Biodiesel, E85, Electric vehicles, Natural gas vehicles, Propane <b>Audience:</b> General Public, Government, Private Fleets, Transit	07/17/2015	Conference participation	50%	50
August Stakeholder Meeting <b>Technology:</b> Biodiesel, E85, Electric vehicles, Hybrid electric vehicles, Natural gas vehicles, Propane <b>Audience:</b> General Public, Government, Private Fleets, Transit, Other	08/13/2015	Meeting - Stakeholder	100%	30
Workplace Charging Seminar <b>Technology:</b> Electric vehicles, Hybrid electric vehicles <b>Audience:</b> General Public, Government, Private Fleets, Other	08/25/2015	Workshop held by coalition	100%	25
Main Street Station Ribbon Cutting <b>Technology:</b> Electric vehicles, Hybrid electric vehicles <b>Audience:</b> General Public, Government, Private Fleets, Transit, Utility, Other	08/25/2015	Media Event	100%	60
City of Charlottesville DCFC Ribbon Cutting <b>Technology:</b> Electric vehicles, Hybrid electric vehicles <b>Audience:</b> General Public, Government, Private Fleets, Other	10/13/2015	Media Event	100%	25
Blacksburg DCFC Ribbon Cutting <b>Technology:</b> Electric vehicles, Hybrid electric vehicles <b>Audience:</b> General Public, Government, Private Fleets, Other	10/13/2015	Media Event	100%	35
Drive Electric Week EV Round Up <b>Technology:</b> Electric vehicles, Hybrid electric vehicles <b>Audience:</b> General Public, Private Fleets	10/13/2015	Media Event	50%	30
NASA Langley Energy & Water Expo <b>Technology:</b> Biodiesel, E85, Electric vehicles, Natural gas vehicles, Propane <b>Audience:</b> Government, Private Fleets	10/14/2015	Conference participation	20%	75
NAFA Meeting <b>Technology:</b> Biodiesel, E85, Electric vehicles, Hybrid electric vehicles, Hydrogen, Natural gas vehicles, Propane <b>Audience:</b> General Public, Government, Private Fleets	10/15/2015	Meeting - Other	30%	30
PERC Fall Meeting <b>Technology:</b> Propane <b>Audience:</b> General Public, Government, Private Fleets, Other	10/19/2015	Meeting - Other	15%	100
Shenandoah Valley Partnership Fall Economic Development Forum <b>Technology:</b> Biodiesel, E85, Electric vehicles, Natural gas vehicles, Propane <b>Audience:</b> General Public	10/23/2015	Conference participation	25%	50

Activity Name	Dates	Activity Type	Percentage from Coalition	Persons Reached
Front Royal DCFC Ribbon Cutting <b>Technology:</b> Electric vehicles, Hybrid electric vehicles <b>Audience:</b> General Public, Private Fleets, Other	10/26/2015	Media Event	100%	25
Virginia Governor's Transportation Conference <b>Technology:</b> Biodiesel, E85, Electric vehicles, Hybrid electric vehicles, Hydrogen, Natural gas vehicles, Propane <b>Audience:</b> Delivery, General Public, Government, Private Fleets, Transit, Utility, Waste, Other	10/29/2015	Conference participation	15%	225
Fall Stakeholder Luncheon <b>Technology:</b> Biodiesel, E85, Electric vehicles, Hybrid electric vehicles, Natural gas vehicles, Propane <b>Audience:</b> General Public, Government, Private Fleets, Transit, Other	11/10/2015	Meeting - Stakeholder	100%	30
Fuel Cell Seminar <b>Technology:</b> Hydrogen <b>Audience:</b> General Public, Government, Private Fleets, Transit, Utility, Other	11/16/2015, 11/17/2015, 11/18/2015, 11/19/2015	Conference participation	5%	300
NAFA Meeting <b>Technology:</b> Propane <b>Audience:</b> General Public, Government, Private Fleets, Other	12/09/2015	Meeting - Other	25%	20
Harrisonburg DCFC Ribbon Cutting <b>Technology:</b> Electric vehicles, Hybrid electric vehicles <b>Audience:</b> General Public, Waste, Other	12/18/2015	Media Event	100%	20
<b>Total:</b>				<b>2,685</b>

## GRANTS

Grantor	Total Grant Amount	Total Matching Funds	Total Project Funding	Grant Amount Spent in 2015	Matching Funds Spent in 2015	Total Project Funding Spent in 2015
DMME <b>Length of grant:</b> 1 <b>Year grant began:</b> 2015 <b>Sources of the grant:</b> State Government <b>Partners:</b> James Madison University <b>Technologies:</b> B100 - 100 percent Biodiesel, Biodiesel Blends, CNG - Compressed Natural Gas, E85 - 85 percent Ethanol, Electricity, Fuel Economy Improvements, LNG - Liquefied Natural Gas, Propane, Vehicle-Miles Traveled Reductions <b>Purpose:</b> State support for Virginia alternative fuel deployment and oil reduction goals	\$50,000	-	\$50,000	\$50,000	\$0	\$50,000
DOE <b>Length of grant:</b> 3 <b>Year grant began:</b> 2015 <b>Sources of the grant:</b> Department of Energy <b>Partners:</b> Birch Studio, Breakthrough Technologies Incorporated <b>Technologies:</b> H2 - Hydrogen <b>Purpose:</b> Build Hydrogen and Fuel Cell Supply Chain Website	\$500,000	\$40,000	\$540,000	\$166,667	\$13,333	\$180,000
DOE <b>Length of grant:</b> 2 <b>Year grant began:</b> 2015 <b>Sources of the grant:</b> Department of Energy <b>Partners:</b> NFPA <b>Technologies:</b> CNG - Compressed Natural Gas, E85 - 85 percent Ethanol, Electricity, LNG - Liquefied Natural Gas <b>Purpose:</b> First responder education nationwide	\$750,000	-	\$750,000	\$375,000	\$0	\$375,000

Grantor	Total Grant Amount	Total Matching Funds	Total Project Funding	Grant Amount Spent in 2015	Matching Funds Spent in 2015	Total Project Funding Spent in 2015
DOT	\$9,000,000	\$0	\$9,000,000	\$1,000,000	\$0	\$1,000,000
Length of grant: 9 Year grant began: 2015 Sources of the grant: Other Federal Agency Partners: Virginia DMME, Virginia DOT Technologies: CNG - Compressed Natural Gas, Propane Purpose: Replace gasoline/diesel state and local government vehicles with propane and natural gas						
EPA	\$830	\$2,000,000	\$2,000,830	\$277	\$666,667	\$666,943
Length of grant: 3 Year grant began: 2015 Sources of the grant: Environmental Protection Agency Partners: Ideair, Richmond City, Roanoke City, Shorepower Technologies: CNG - Compressed Natural Gas, Electricity, Idle Reduction, Propane Purpose: Diesel Emission Reduction						
Port of Virginia	\$4,000,000	\$0	\$4,000,000	\$1,000,000	\$0	\$1,000,000
Length of grant: 4 Year grant began: 2015 Sources of the grant: Congestion Mitigation and Air Quality Improvement (CMAQ) Program Technologies: Fuel Economy Improvements Purpose: Port dray truck voluntary replacement program Green Operator.org						
USDA	\$5,000,000	\$3,000,000	\$8,000,000	\$5,000,000	\$3,000,000	\$8,000,000
Length of grant: 1 Year grant began: 2015 Sources of the grant: Other Federal Agency Technologies: E85 - 85 percent Ethanol Purpose: Deploy ethanol stations in Virginia and Maryland						
<b>Total:</b>	<b>\$19,300,830</b>	<b>\$5,040,000</b>	<b>\$24,340,830</b>	<b>\$7,591,943</b>	<b>\$3,680,000</b>	<b>\$11,271,943</b>